

Constant Contact Survey Results





Survey Name: IT Jobs market in Ireland 2011 - 2012

Response Status: Partial & Completed

Filter: None

10/3/2011 9:45 AM GMT

What best describes your employment status?

Answer	0%	100%	Number of Response(s)	Response Ratio
Employed full-time			640	59.6 %
Employed part-time			33	3.0 %
Contractor			154	14.3 %
Not currently employed & looking for work			216	20.1 %
Not applicable			21	1.9 %
No Response(s)			9	<1 %
Totals			1073	100%

What category best describes your current IT job description?

Answer	0%	100%	Number of Response(s)	Response Ratio
Developer / Software Engineer			247	23.0 %
Network Support Engineer			95	8.8 %
QA / Tester			55	5.1 %
Project Manager			64	5.9 %
RDBMS Developer / DBA (SAP - SQL - Oracle - etc)			31	2.8 %
Analyst (Business - Systems)			64	5.9 %
Management			79	7.3 %
Technical Support			254	23.6 %
IT Sales (Pre/post)			30	2.7 %
Other			146	13.6 %
No Response(s)			8	<1 %
Totals			1073	100%

My current salary bracket is....

Answer	0%	100%	Number of Response(s)	Response Ratio
15,000 - 20,000			56	5.2 %
20,000 - 25,000			76	7.0 %
25,000 - 30,000			124	11.5 %
30,000 - 35,000			135	12.5 %
35,000 - 45,000			132	12.3 %
45,000 - 50,000			78	7.2 %
50,000 - 60,000			86	8.0 %
60,000 - 65,000			41	3.8 %
65,000 - 70,000			42	3.9 %
75,000 - 80,000			41	3.8 %
80,000 - 100,000			37	3.4 %
100,000+			28	2.6 %
Rather not say			65	6.0 %
Not currently working			125	11.6 %
No Response(s)			7	<1 %
Totals			1073	100%

I'm currently based in

Answer	0%	100%	Number of Response(s)	Response Ratio
Dublin			594	55.3 %
Cork			53	4.9 %
Galway			44	4.1 %
Midlands			15	1.3 %
Waterford			6	<1 %
Limerick			24	2.2 %
Leinster			46	4.2 %
Munster			16	1.4 %
Connaught			9	<1 %
International			103	9.5 %
Other			151	14.0 %
No Response(s)			12	1.1 %
Totals			1073	100%

How many years commercial IT work experience do you have?

Answer	0%	100%	Number of Response(s)	Response Ratio
0 - 2 years			157	14.7 %
2 - 5 years			237	22.2 %
5 to 10 years			230	21.6 %
10+ years			424	39.8 %
None of the Above			22	2.0 %
Totals			1063	100%



How active are you in the jobs market currently?

Answer	0%	100%	Number of Response(s)	Response Ratio
Not currently looking			216	20.1 %
Keeping an eye on the market for the right role			474	44.1 %
Applying for jobs			306	28.5 %
At interview stage			48	4.4 %
At offer stage			18	1.6 %
No Response(s)			11	1.0 %
Totals			1073	100%





As a permanent employee, have you had a salary increase in the last 12 months?

Answer	0%	100%	Number of Response(s)	Response Ratio
Yes - I have received an increase			323	30.1 %
No - My salary has remained the same			288	26.8 %
My salary has actually decreased			66	6.1 %
Not applicable to me			369	34.3 %
No Response(s)			27	2.5 %
Totals			1073	100%

As an IT Contractor, have you noticed daily rates moving up in the last 12 months?

Answer	0%	100%	Number of Response(s)	Response Ratio
Yes - I have had an increase			99	9.2 %
No - my rate has stayed the same			163	15.1 %
My rate has decreased in the last 12 months			50	4.6 %
Not applicable to me			708	65.9 %
No Response(s)			53	4.9 %
Totals			1073	100%

Do you think you are paid fairly?

Answer	0%	100%	Number of Response(s)	Response Ratio
Yes, I think i'm paid the going rate			276	25.7 %
Don't know as I'm not sure of the national average salary for my skills			382	35.6 %
No, I feel i'm underpaid			392	36.5 %
No Response(s)			23	2.1 %
Totals			1073	100%

What's the main reason you're not looking for a new job currently?

Answer	0%	100%	Number of Response(s)	Response Ratio
Happy where I am now			254	23.6 %
Economy looks very shakey - Keeping my head down for now			246	22.9 %
Planning to emigrate in the next 12 months anyway			130	12.1 %
Other			302	28.1 %
No Response(s)			141	13.1 %
Totals			1073	100%


Is your current employer planning on hiring additional IT staff in the next 12 months?

Answer	0%	100%	Number of Response(s)	Response Ratio
Yes - Definitely			339	31.5 %
Not sure			395	36.8 %
No plans for hiring any time soon			194	18.0 %
Actually think they may be letting IT staff go			78	7.2 %
No Response(s)			67	6.2 %
Totals			1073	100%

Do you have a third level qualification?

Answer	0%	100%	Number of Response(s)	Response Ratio
Yes			839	78.1 %
No			217	20.2 %
No Response(s)			17	1.5 %
Totals			1073	100%

Do you think having a third level qualification has helped your career?

Answer	0%	100%	Number of Response(s)	Response Ratio
Yes - probably wouldn't have my job without it.			611	56.9 %
No - would have got my job anyway because of my experience.			401	37.3 %
No Response(s)			61	5.6 %
Totals			1073	100%







When looking for a new IT job, please rate the following?

1 = Not very effective, 2 = Effective, 3 = Very Effective





Answer	1	2	3	Number of Response(s)	Rating Score*
Job Websites				1031	2.1
IT Recruitment agencies				1022	1.9
Applying directly to employers				998	2.0
LinkedIn				976	1.6
Word of mouth				986	1.9
Newspapers / Radio / off line media				974	1.3
Social media (twitter / Facebook, etc)				961	1.3

*The Rating Score is the weighted average calculated by dividing the sum of all weighted ratings by the number of total responses.





I found my current job through.....

Answer	0%	100%	Number of Response(s)	Response Ratio
Word of mouth - Friend			232	23.0 %
Job Website			277	27.5 %
Recruitment Agency			256	25.4 %
Can't honestly remember			54	5.3 %
Direct application through employers website			138	13.7 %
Other			140	13.9 %
Totals			1007	100%



Do you think Facebook / Twitter / Social Media will become a place you will find IT jobs now & in the future?

Answer	0%	100%	Number of Response(s)	Response Ratio
Yes - I can see it gathering momentum for IT job seekers			321	29.9 %
No - I don't rate social media as a source for IT Jobs			433	40.3 %
I'm not sure			291	27.1 %
No Response(s)			28	2.6 %
Totals			1073	100%

Have you searched for IT jobs using your smartphone?

Answer	0%	100%	Number of Response(s)	Response Ratio
Yes			310	28.8 %
No			603	56.1 %
Not applicable			130	12.1 %
Other			6	<1 %
No Response(s)			24	2.2 %
Totals			1073	100%

Have you noticed an increase in approaches by IT recruiters in the last 12 months?

Answer	0%	100%	Number of Response(s)	Response Ratio
Not really			441	41.0 %
Yes - a bit			506	47.1 %
I'm being bombarded			93	8.6 %
No Response(s)			33	3.0 %
Totals			1073	100%

By what medium would you prefer to be contacted by IT recruiters about possible jobs.

Answer	0%	100%	Number of Response(s)	Response Ratio
Email			672	62.6 %
Mobile			86	8.0 %
Any of the above			255	23.7 %
None, I would like to contact them if i'm looking.			35	3.2 %
Other			5	<1 %
No Response(s)			20	1.8 %
Totals			1073	100%

How confident are you about your "employability" over the coming 12 months.

Answer	0%	100%	Number of Response(s)	Response Ratio
Not confident			150	13.9 %
Confident enough			542	50.5 %
Very confident			351	32.7 %
No Response(s)			30	2.7 %
Totals			1073	100%

What is the one thing that your employer could do to keep you from moving job?

Answer	0%	100%	Number of Response(s)	Response Ratio
More training			210	19.5 %
More money			445	41.4 %
More respect			116	10.8 %
Less hours			28	2.6 %
More social time with work colleagues			10	<1 %
Work from home every now and then			102	9.5 %
Other			114	10.6 %
No Response(s)			48	4.4 %
Totals			1073	100%

Which is your favourite Job website?

Answer	0%	100%	Number of Response(s)	Response Ratio
ComputerJobs.ie			211	19.6 %
Monster			126	11.7 %
Irish Jobs			193	17.9 %
Recruit Ireland			35	3.2 %
Jobs.ie			104	9.6 %
Loadzajobs			6	<1 %
None of them			74	6.8 %
There all the same			239	22.2 %
Other			57	5.3 %
No Response(s)			28	2.6 %
Totals			1073	100%

Are you happy with your choice of career in IT?

Answer	0%	100%	Number of Response(s)	Response Ratio
Yes - Very			556	51.8 %
Some days good - some days bad			455	42.4 %
No - Hate it but it pays the bills			27	2.5 %
No Response(s)			35	3.2 %
Totals			1073	100%

If I had my choice of career all over again, think I would rather be

589 Response(s)